

ANPEC Electronics Corporation

2023 Q3 Earnings Conference

2023.11.22

Investor Relations Contact Person : Mrs. Lin
Tel : +886-3-5642000 ext.105
Mail : IR@anpec.com.tw

Disclaimer

This presentation contains forward-looking statements and these forward-looking statements are subject to risks, uncertainties and assumptions. The unexpected circumstance arise may cause the differences between the actual results and the company's expectations.

The forward-looking statements provided in this presentation is reflected by ANPEC current operation status and forward-looking assumptions. ANPEC shall not bear any liabilities for the differences between the actual results impacted by the external factors and company's early expectation.

Neither this presentation nor any of its contents may be reproduced, amended, re-edited, removed, or send to a third party without the prior written consent of ANPEC.

Agenda

Company Profile

Product & Strategy

Financial Results

Q & A

Company Profile




Product & Strategy

Financial Results

Q & A

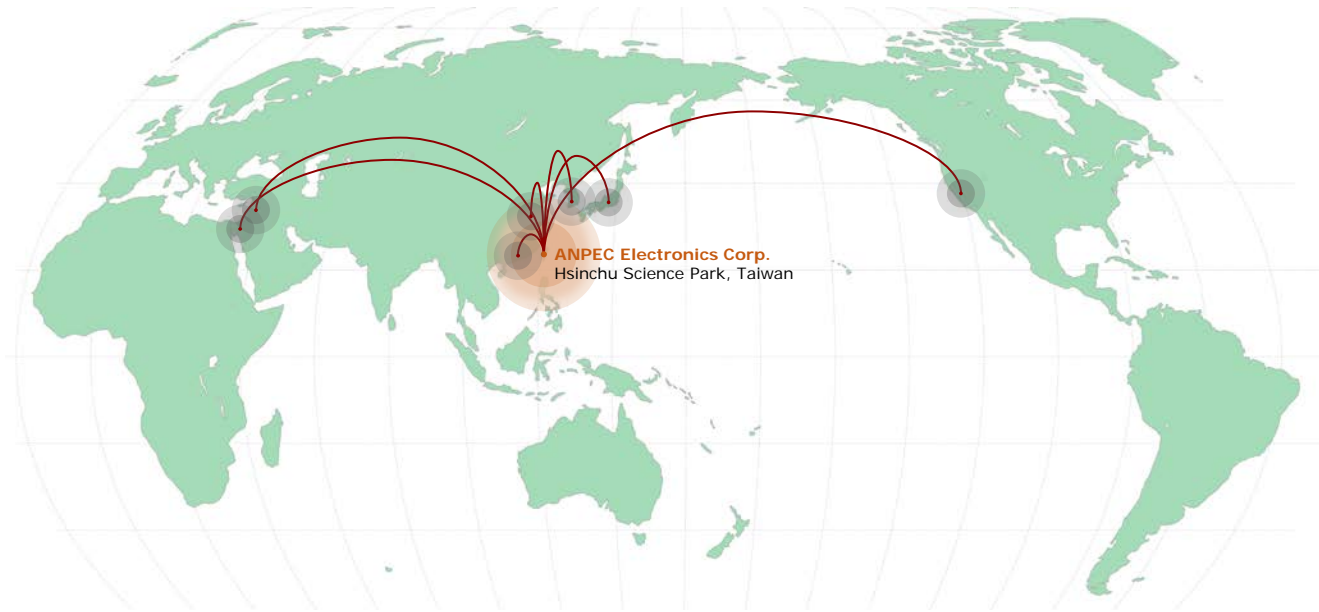
ABOUT ANPEC



-  **Establishment** : 10/1997
-  **Capital** : US\$24.1M (Oct. 2023)
-  **Employees** : 400 (Worldwide)
-  **Stock symbol** : 6138
-  **Mixed-Signal & Power/Analog IC Fabless Design House in Taiwan**
-  **Headquarter** :
Hsinchu Science Park, Taiwan
-  **Office** :
Taipei & Kaohsiung, Taiwan
Suzhou & Shenzhen, China
Los Angeles, USA
Bundang, Korea



HUMAN RESOURCE



NA

Los Angeles, USA

ASIA

Hsinchu, Taiwan

Taipei, Taiwan

Kaohsiung, Taiwan

Shenzhen, China

Suzhou, China

Bundang, Korea

Tokyo, Japan

EU / ASIA

Petah Tikva, Israel

01 3 companies within ANPEC group

02 7 sales offices/disti/ reps in 5 countries

03 400 employees worldwide

04 220 employees in R&D

ANPEC Electronics Corporation



ANPEC Owned (Taiwan)

Stock symbol: 6435

Discrete Device

MOSFET
IGBT



(Taiwan)

Stock symbol: 6138

IC Solution

Power Management
Motor Driver
LED Driver
Audio
Optical



ANPEC Owned (China)

IC Solution

Power Management
LED Driver
China Service

VISION & MISSION

Vision

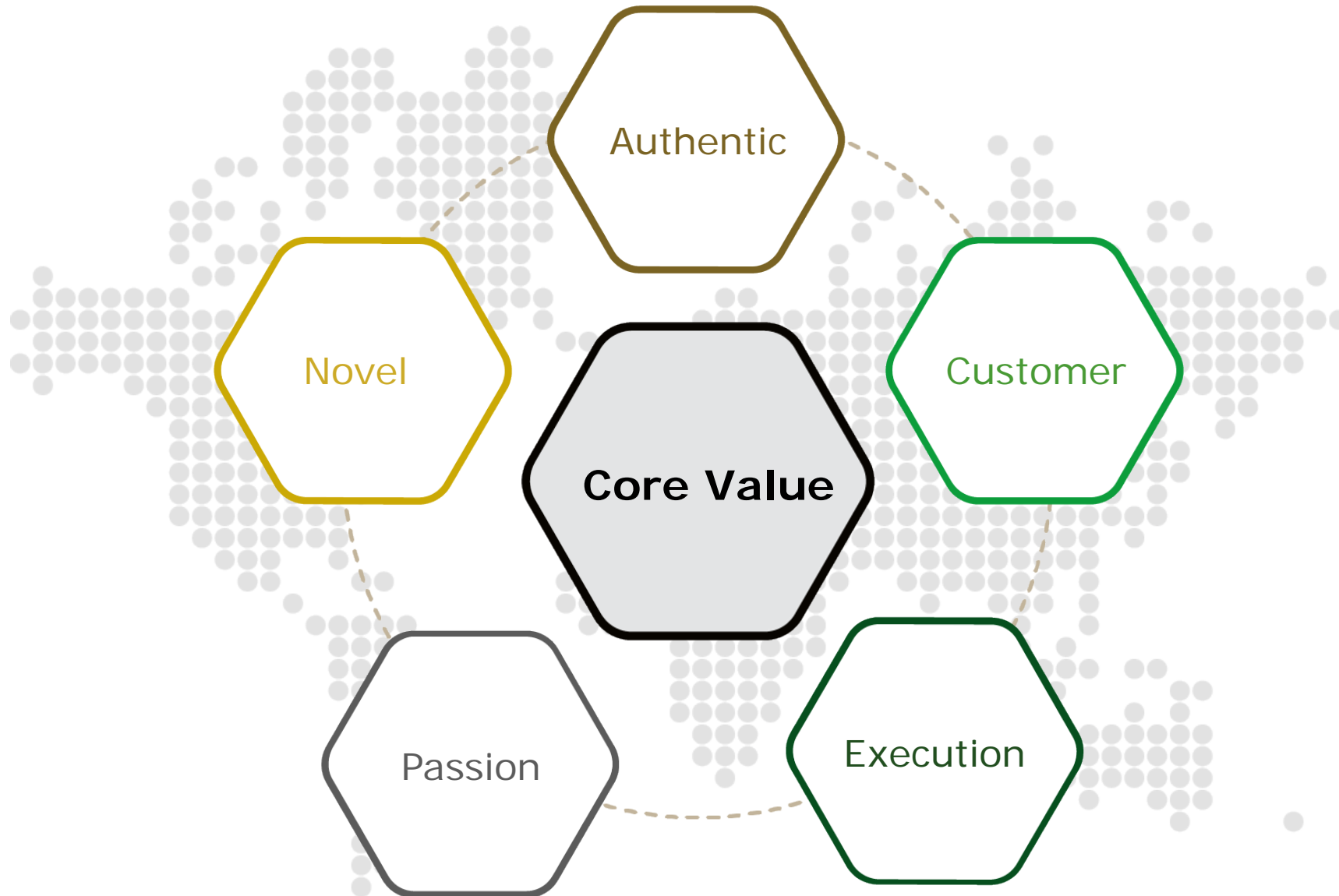
- To be the **leader** in analog & mix-signal IC industry, and the major provider in the global market
- Enhance the analog & mix-signal IC design capability of Taiwan IC Industry
- Establish a better working environment for employees

Mission

- Provide **diversified product mix & total solutions** to fulfill customer demands
- Establish win-win model with customers, share holders, employees and suppliers through **continual improvement & value-added** growth



CORE VALUE

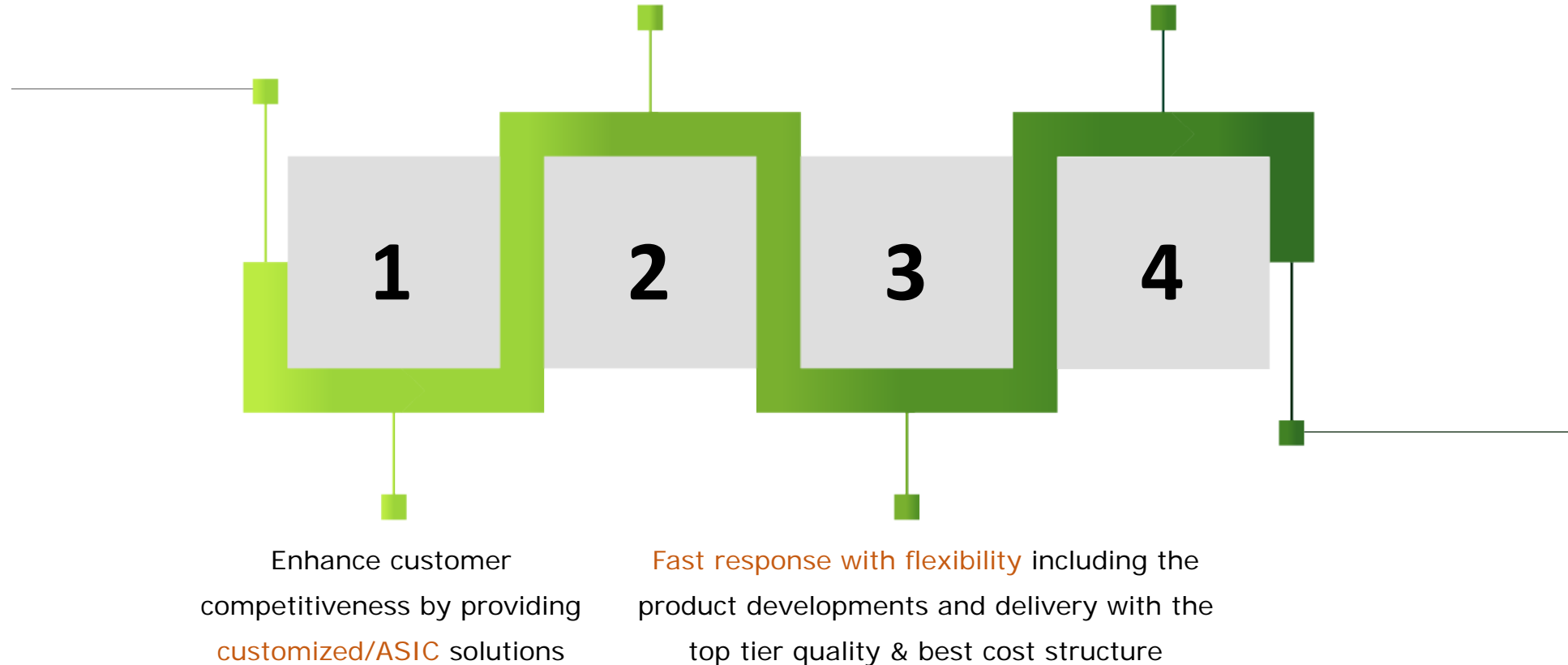


CORE COMPETITIVE ADVANTAGE



Provide **power management, motor driver, audio Codec & amplifier, LED driver, sensor & discrete power devices**. Support total solutions and one-stop-shopping

Provide both **original & compatible** solutions to fulfill the requirements of all segments



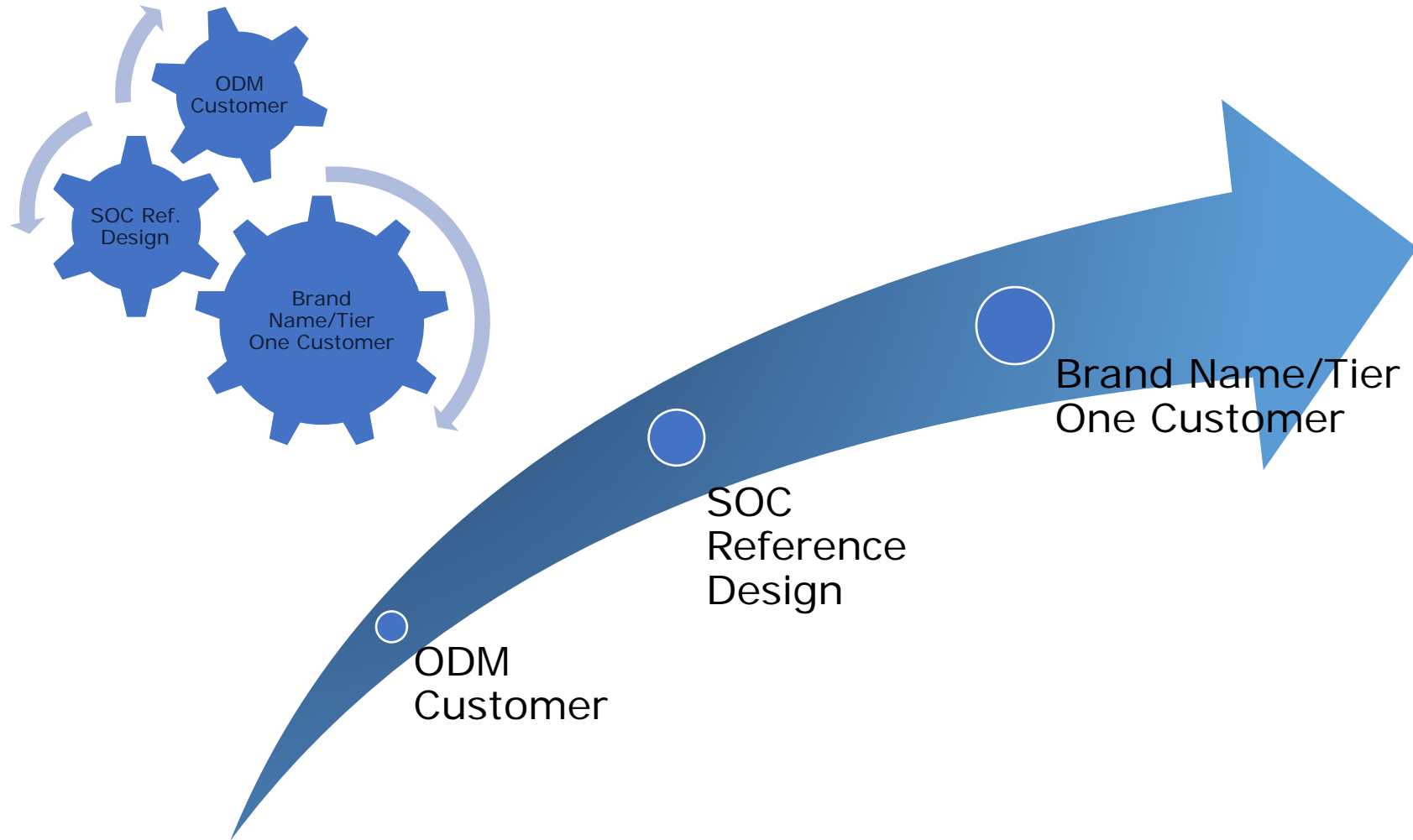
Company Profile

Product & Strategy

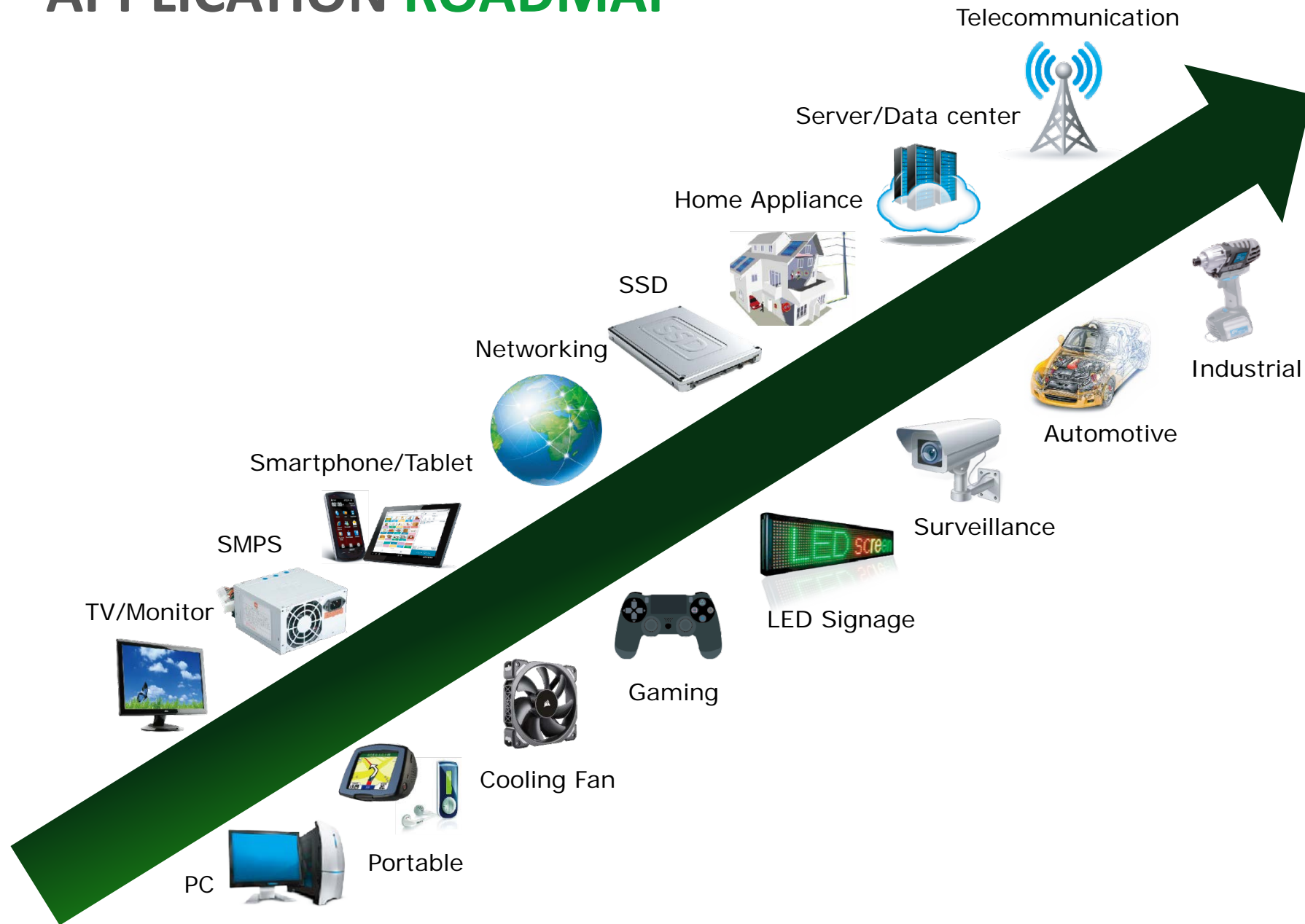
Financial Results

Q & A

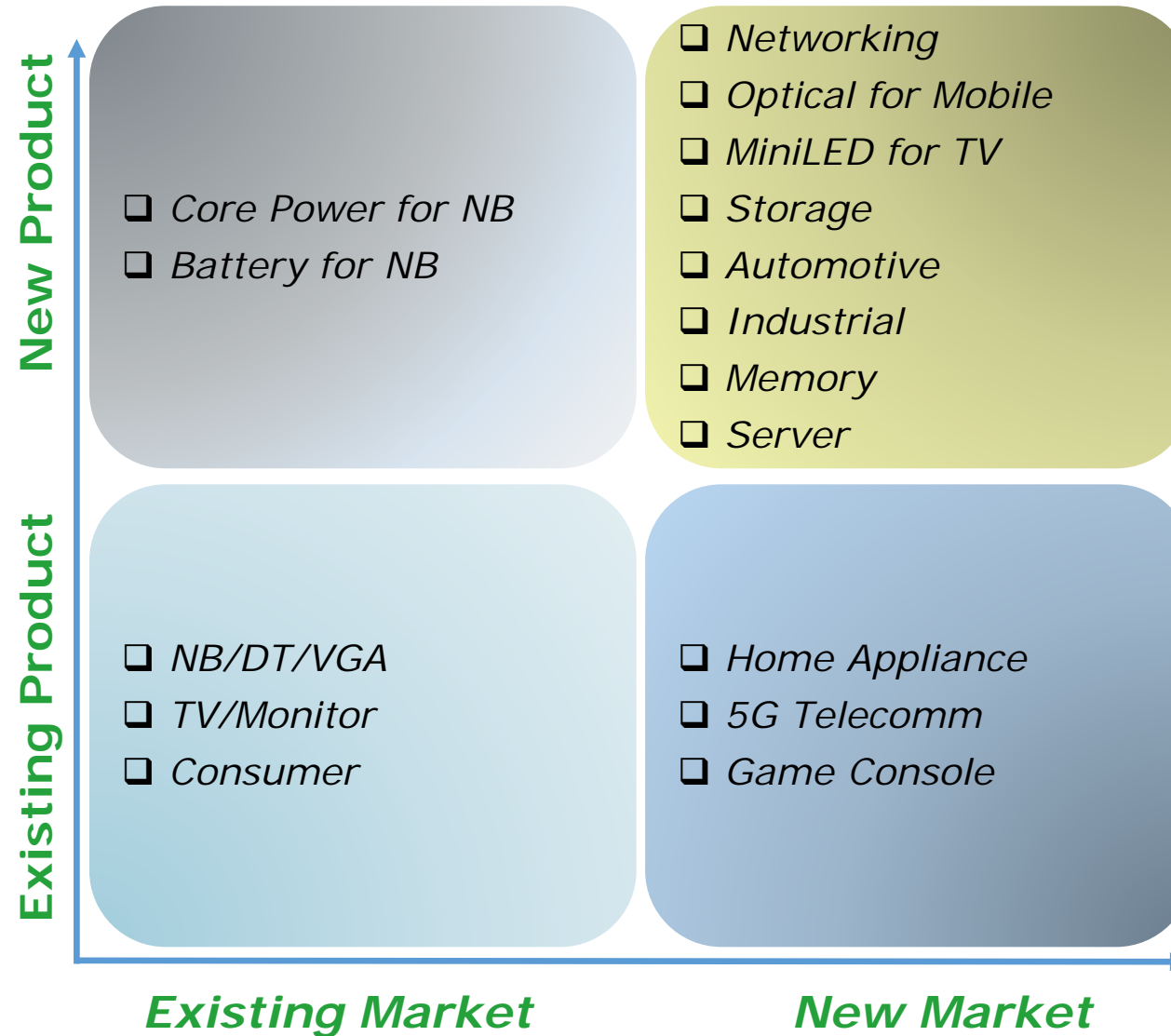
CUSTOMER STRATEGY



APPLICATION ROADMAP



GROWTH MOMENTUM



PRODUCT FOCUS

Motor Driver IC

- Fan Motor Driver
- BLDC Motor Driver
- Intelligent Motor Driver (uP embedded)
- Hall-effect Sensor

Power Management IC

- PMIC
- Intelligent Power IC (uP embedded)
- Battery Charger
- Wireless Charger
- UHD Converter
- Dr.MOS
- DPWM

Discrete Power Device

**Subsidiary - Sinopower Semi.*

- MOSFET
- UHV MOSFET
- Low-QR MOSFET
- Split-gate MOSFET
- IGBT

Optical IC

- Ambient-light Sensor
- Proximity Sensor
- Spectrum Sensor
- Optical Isolator

LED Driver IC

- Local-dimming MiniLED Driver
- Intelligent Local-dimming Driver (uP embedded)
- LCD backlight LED driver
- VCSEL/IR LED driver

Audio IC

- High-power Digital Amp
- Codec
- Audio Sub-system
- Low-noise headphone Amp

Company Profile

Product & Strategy

Financial Results

Q & A

CONSOLIDATED BALANCE SHEETS & KEY INDICES

單位:新台幣仟元 Unit:NT\$ thousand

資產負債表項目 Selected Items from BS	2023/09/30		2022/12/31		2022/09/30	
	金額	Amount	%	金額	Amount	%
現金及有價金融商品投資 Cash & Marketable Securities		1,856,155	32%		2,107,451	35%
應收款項 Accounts Receivable		1,177,039	20%		739,470	12%
存貨 Inventories		1,242,738	21%		1,592,919	26%
不動產、廠房及設備 Net PP&E		740,645	13%		688,612	11%
資產總計 Total Assets		5,880,250	100%		6,063,687	100%
應付款項 Accounts Payable		573,176	10%		391,293	7%
負債總計 Total Liabilities		2,010,618	34%		1,953,489	32%
權益總計 Total Shareholders' Equity		3,869,632	66%		4,110,198	68%

重要財務指標 Key Indices

平均收現日數 A/R Turnover Days	67	61	61
平均銷貨日數 Inventory Turnover Days	159	128	111

CONSOLIDATED INCOME STATEMENT-YoY

單位:新台幣仟元 Unit:NT\$ thousand

	2023. Q1~Q3		2022. Q1~Q3		Y o Y
	Amount	%	Amount	%	
銷貨收入 Net Sales	3,904,703	100%	5,363,107	100%	(27%)
毛利 Gross Margin	1,227,183	31%	2,257,935	42%	(46%)
營業費用 Operating Exp.	791,216	20%	1,001,925	19%	(21%)
營業利益 Operating Income	435,967	11%	1,266,003	24%	(66%)
稅前淨利 Income Before Income Tax	510,265	13%	1,417,600	26%	(64%)
稅後淨利 Net Income	419,114	11%	1,132,184	21%	(63%)
淨利(損)歸屬於 NET INCOME (LOSS) ATTRIBUTABLE TO:					
--本公司業主淨利 -Shareholders of the Parent Company	355,912	85%	890,492	79%	(60%)
--非控制權益淨利 -Noncontrolling interests	63,202	15%	241,692	21%	
每股盈餘 EPS	4.88		12.30		

Company Profile

Product & Strategy

Financial Results

Q & A



■ **Anpec Electronics Corp.**

No.6, Dusing 1st Road, SBIP, Hsin-Chu, Taiwan, R. O. C.

Tel: 886-3-5642000

Fax: 886-3-5642050

■ **Taipei Office**

2F., No.11, Lane 218, Sec. 2 Zhongxing Rd., Sindian City, Taipei County 23146, Taiwan.

Tel: 886-2-2910-3838

Fax: 886-2-2917-3838