

ANPEC Electronics Corporation

2024 Q1 Earnings Conference

2024.05.17

Investor Relations Contact :
Tel : +886-3-5642000
Mail : IR@anpec.com.tw

Disclaimer

This presentation contains forward-looking statements and these forward-looking statements are subject to risks, uncertainties and assumptions. The unexpected circumstance arise may cause the differences between the actual results and the company's expectations.

The forward-looking statements provided in this presentation is reflected by ANPEC current operation status and forward-looking assumptions. ANPEC shall not bear any liabilities for the differences between the actual results impacted by the external factors and company's early expectation.

Neither this presentation nor any of its contents may be reproduced, amended, re-edited, removed, or send to a third party without the prior written consent of ANPEC.

Agenda

Company Profile

Product & Strategy

Financial Results

Q & A

Company Profile








Product & Strategy

Financial Results

Q & A

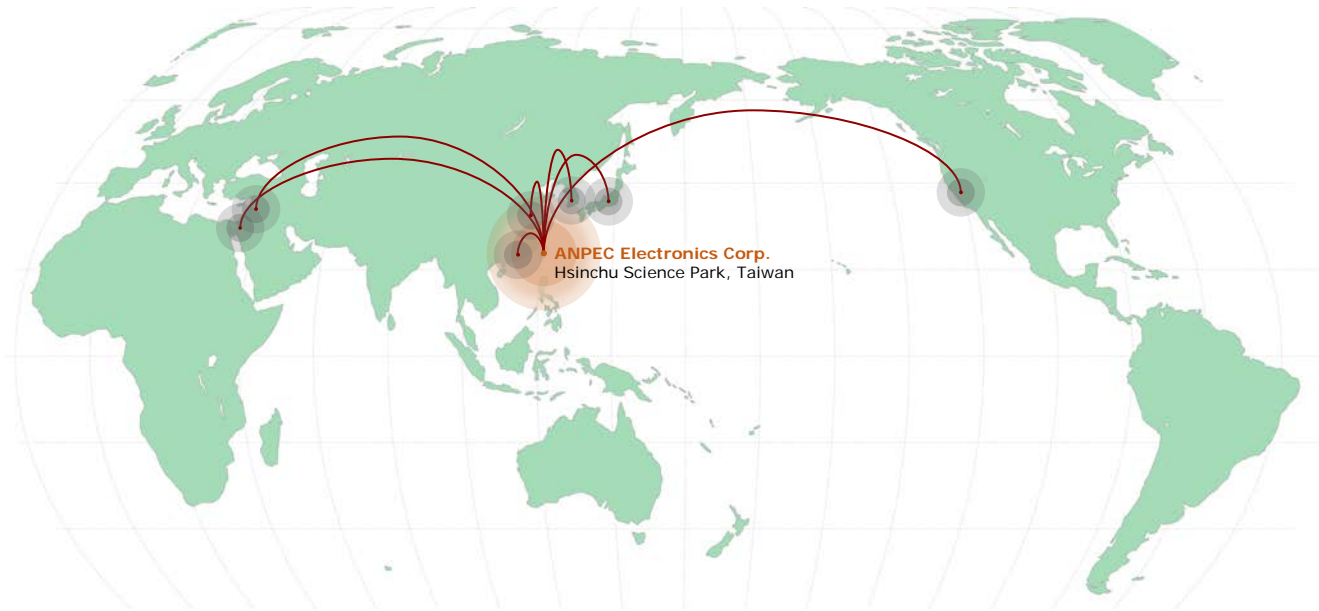
ABOUT ANPEC



-  **Establishment** : 10/1997
-  **Capital** : US\$25M
-  **Employees** : 400 (Worldwide)
-  **Stock symbol** : 6138
-  **Mixed-Signal & Power/Analog IC Fabless Design House in Taiwan**
-  **Headquarter** :
Hsinchu Science Park, Taiwan
-  **Office** :
Taipei & Kaohsiung, Taiwan
Suzhou & Shenzhen, China
Los Angeles, USA
Bundang, Korea



HUMAN RESOURCE



NA

Los Angeles, USA

ASIA

Hsinchu, Taiwan

Taipei, Taiwan
Kaohsiung, Taiwan
Shenzhen, China
Suzhou, China
Bundang, Korea
Tokyo, Japan

EU / ASIA

Petah Tikva, Israel

01 3 companies within ANPEC group

02 7 sales offices/disti/ reps in 5 countries

03 400 employees worldwide

04 220 employees in R&D

ANPEC Electronics Corporation



ANPEC Owned (Taiwan)

Stock symbol: 6435

Discrete Device

MOSFET
IGBT



(Taiwan)

Stock symbol: 6138

IC Solution

Power Management
Motor Driver
LED Driver
Audio
Optical



ANPEC Owned (China)

IC Solution

Power Management
LED Driver
China Service

VISION & MISSION

Vision

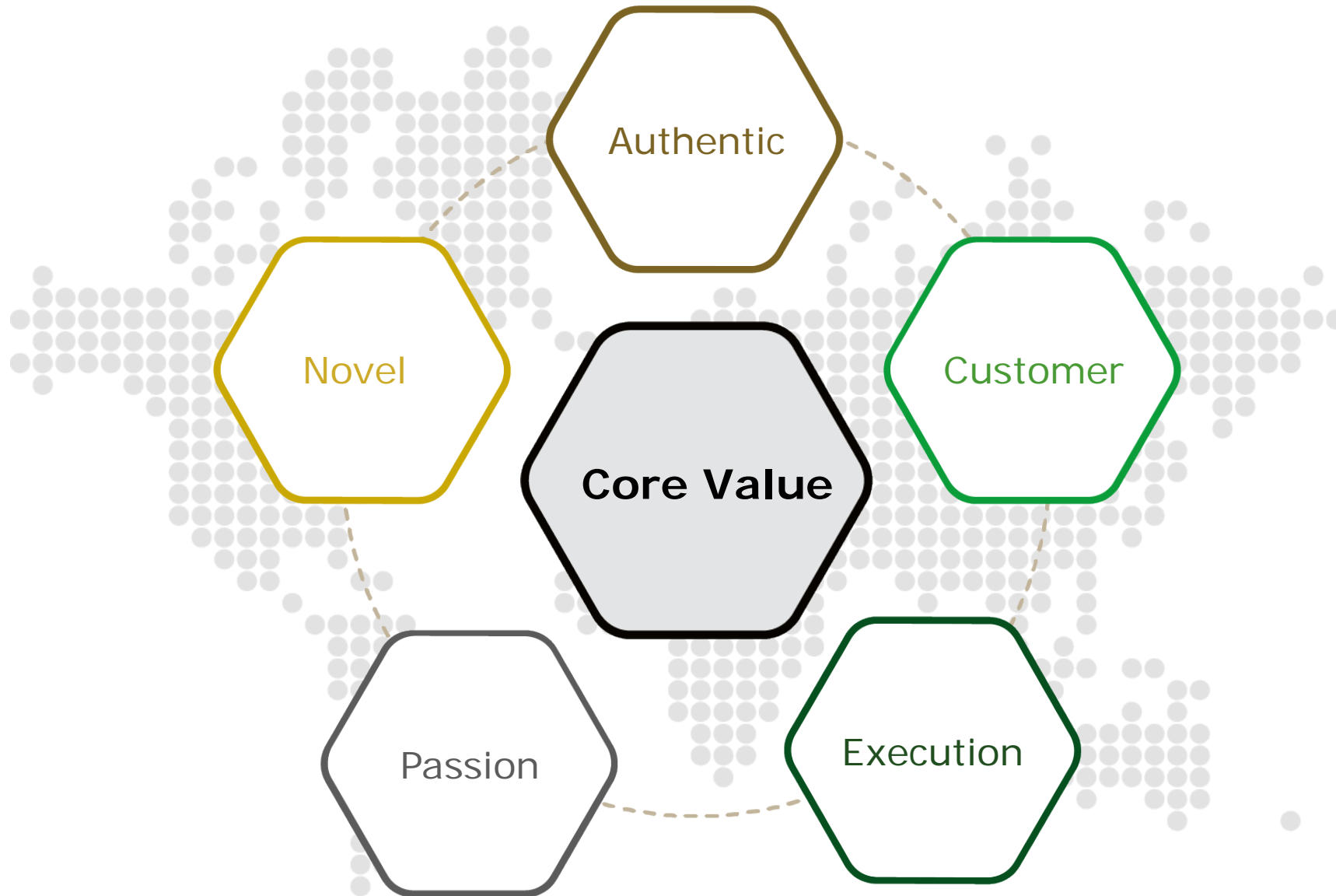
- To be the **leader** in analog & mix-signal IC industry, and the major provider in the global market
- Enhance the analog & mix-signal IC design capability of Taiwan IC Industry
- Establish a better working environment for employees

Mission

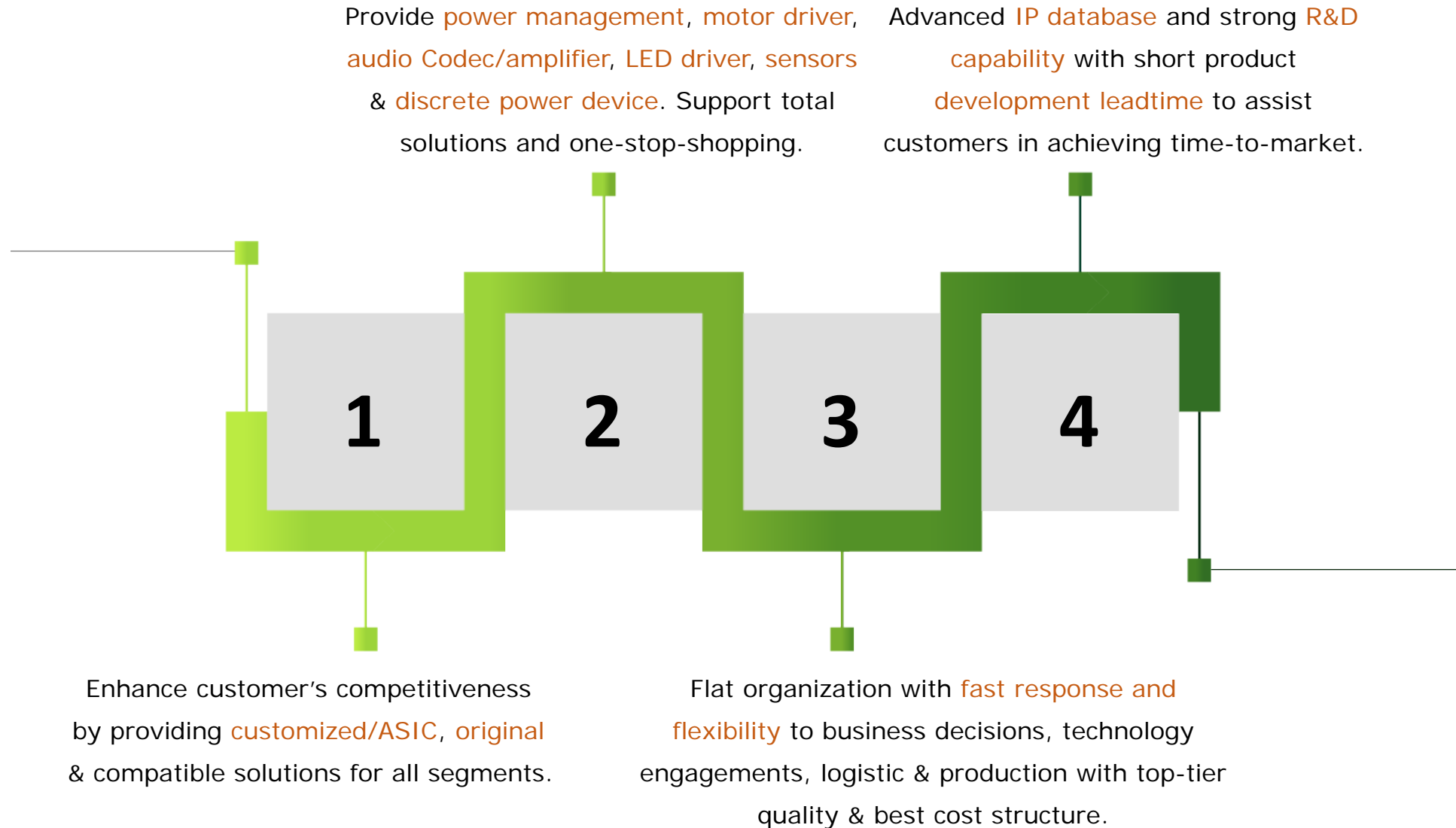
- Provide **diversified product mix** & **total solutions** to fulfill customer demands
- Establish win-win model with customers, share holders, employees and suppliers through **continual improvement** & **value-added** growth



CORE VALUE



COMPETITIVE ADVANTAGE



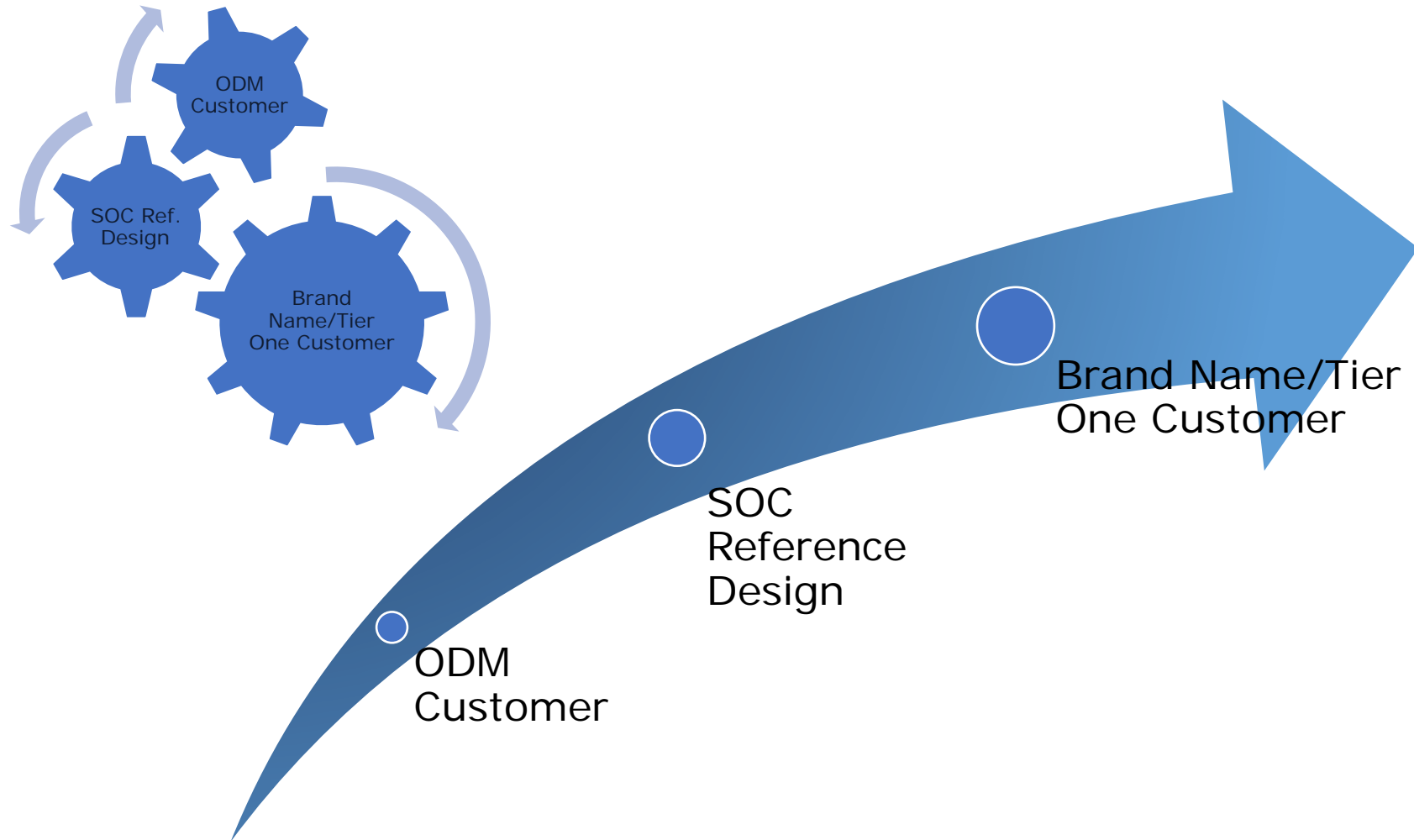
Company Profile

Product & Strategy

Financial Results

Q & A

CUSTOMER STRATEGY



PRODUCT FOCUS

Motor Driver IC

- Fan Motor Driver
- BLDC Motor Driver
- Intelligent Motor Driver (uP embedded)
- Hall-effect Sensor

Power Management IC

- Highly Integrated PMIC
- Low-Noise/EMI PMIC
- Battery Charger
- Wireless Charger
- UHD Converter
- Dr.MOS
- Multi-phase Core Power

Discrete Power Device

**Subsidiary - Sinopower Semi.*

- MOSFET
- UHV MOSFET
- Low-QR MOSFET
- Split-gate MOSFET
- IGBT

Optical IC

- Ambient-light Sensor
- Proximity Sensor
- Spectrum Sensor
- Optical Isolator

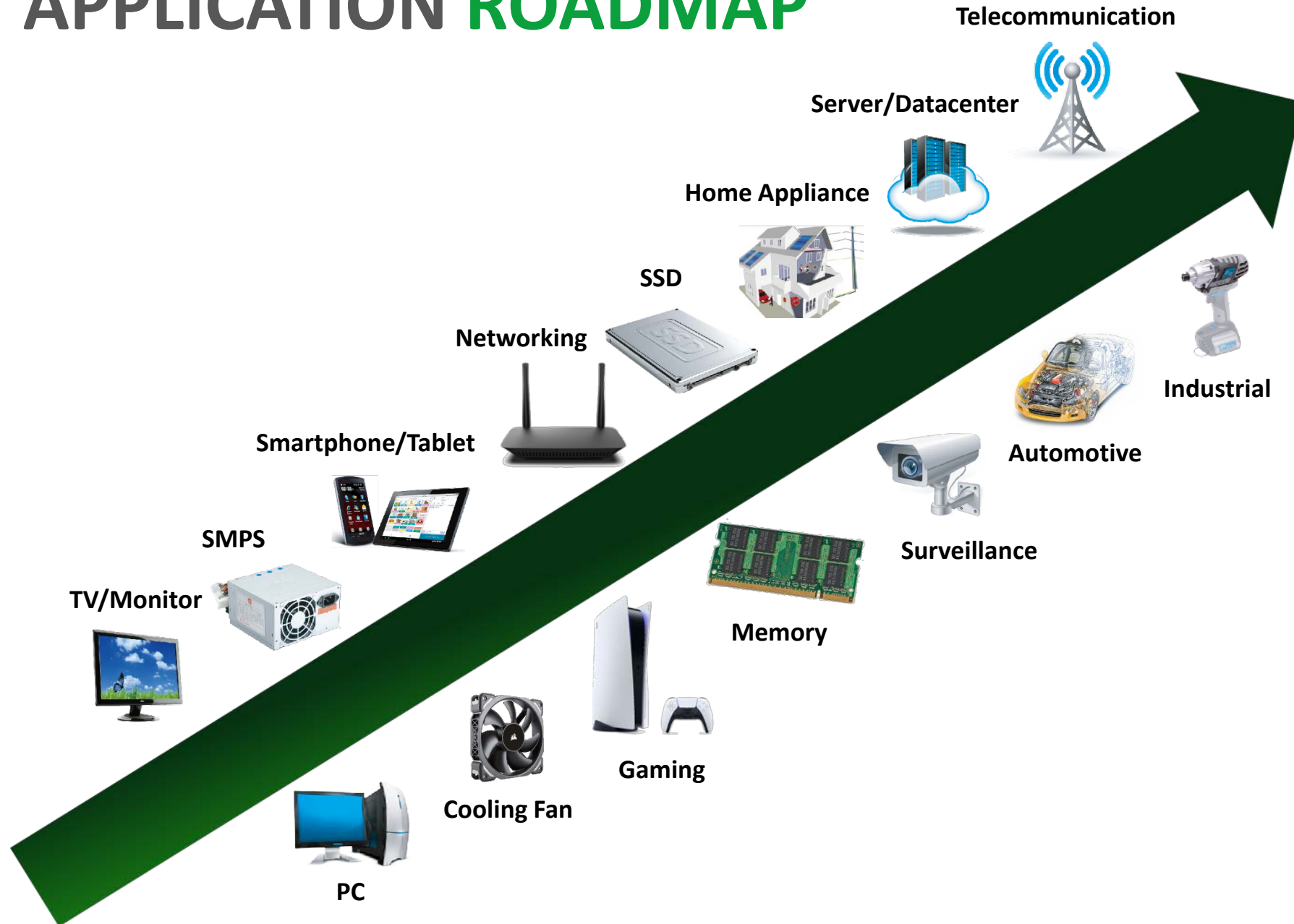
LED Driver IC

- Local-dimming MiniLED Driver
- Intelligent Local-dimming Driver (uP embedded)
- LCD backlight LED driver
- VCSEL/IR LED driver

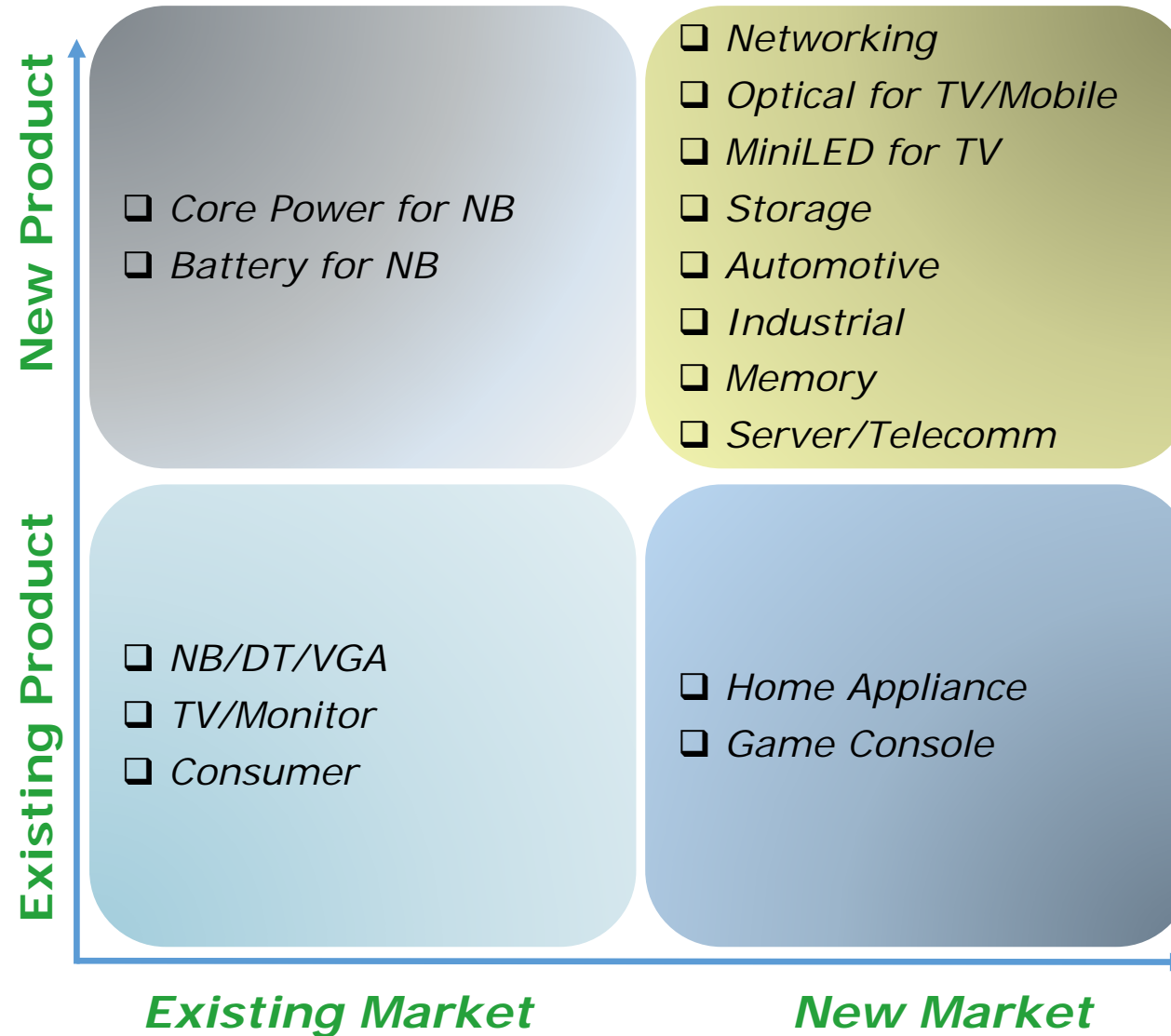
Audio IC

- High-power Digital Amp
- Codec
- Audio Sub-system
- Low-noise headphone Amp

APPLICATION ROADMAP



GROWTH MOMENTUM



Company Profile

Product & Strategy

Financial Results

Q & A

CONSOLIDATED BALANCE SHEETS & KEY INDICES

單位:新台幣仟元 Unit:NT\$ thousand

資產負債表項目 Selected Items from BS	2024/03/31		2023/12/31		2023/03/31	
	金額	Amount	%	金額	Amount	%
現金及有價金融商品投資 Cash & Marketable Securities		2,330,422	38%		2,117,216	35%
應收款項 Accounts Receivable		1,019,160	17%		1,015,142	17%
存貨 Inventories		1,108,075	18%		1,126,705	19%
不動產、廠房及設備 Net PP&E		746,891	12%		745,315	12%
資產總計 Total Assets		6,168,821	100%		5,997,565	100%
應付款項 Accounts Payable		633,942	10%		520,382	9%
負債總計 Total Liabilities		2,385,360	39%		1,941,505	32%
權益總計 Total Shareholders' Equity		3,783,461	61%		4,056,060	68%

重要財務指標 Key Indices

平均收現日數 A/R Turnover Days	61	59	62
平均銷貨日數 Inventory Turnover Days	115	149	198

CONSOLIDATED INCOME STATEMENT-QoQ

單位:新台幣仟元 Unit:NT\$ thousand

	2024 Q1		2023 Q4		Q o Q	2023 Q1		Q o Q
	Amount	%	Amount	%	%	Amount	%	%
銷貨收入 Net Sales	1,513,842	100%	1,511,547	100%	0%	1,108,111	100%	37%
毛利 Gross Margin	519,030	34%	521,990	35%	(1%)	335,791	30%	55%
營業費用 Operating Exp.	317,654	21%	287,461	19%	11%	232,233	20%	37%
營業利益 Operating Income	201,376	13%	234,529	16%	(14%)	103,558	10%	94%
稅前淨利 Income Before Income Tax	253,692	17%	208,431	14%	22%	100,187	10%	153%
稅後淨利 Net Income	203,255	14%	171,966	11%	18%	85,779	9%	137%
淨利(損)歸屬於 NET INCOME (LOSS) ATTRIBUTABLE TO:								
--本公司業主淨利 -Shareholders of the Parent Company	170,178	84%	154,876	90%	10%	72,509	85%	135%
--非控制權益淨利 -Noncontrolling interests	33,077	16%	17,090	10%		13,270	15%	
每股盈餘 EPS	2.34		2.12			1.00		

Company Profile

Product & Strategy

Financial Results

Q & A



■ **Anpec Electronics Corp.**

No.6, Dusing 1st Road, SBIP, Hsin-Chu, Taiwan, R. O. C.

Tel: 886-3-5642000

Fax: 886-3-5642050

■ **Taipei Office**

2F., No.11, Lane 218, Sec. 2 Jhongsing Rd., Sindian City, Taipei County 23146, Taiwan.

Tel: 886-2-2910-3838

Fax: 886-2-2917-3838